

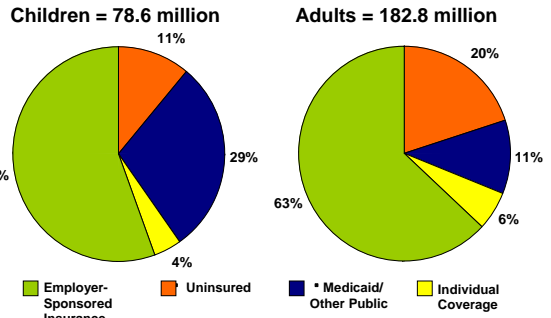
The Impact of Health Care Reform on Public Programs

Cindy Mann
Center for Children and Families
Georgetown University Health Policy Institute
<http://ccf.georgetown.edu>

National Health Policy Conference
Academy Health
February 2-3, 2009



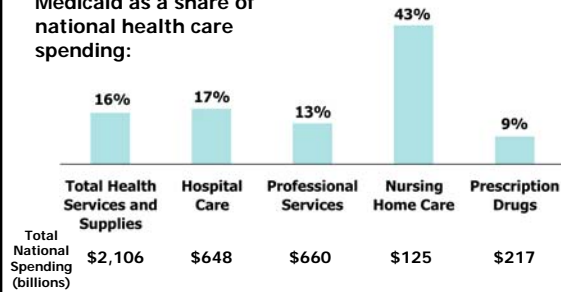
Public Programs' Coverage Role Today (Non-elderly, 2007)



Source: Kaiser Commission on Medicaid and the Uninsured/Urban Institute analysis of 2008 ASEC Supplement to the CPS.

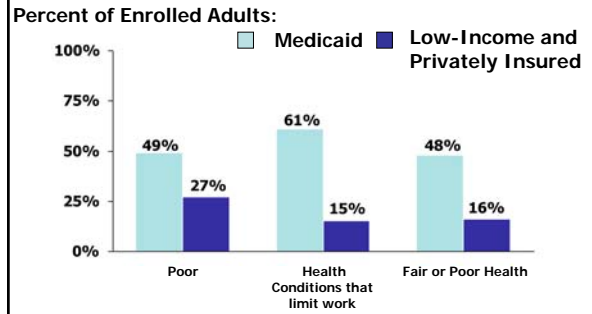
Medicaid in the Health System, 2006

Medicaid as a share of national health care spending:



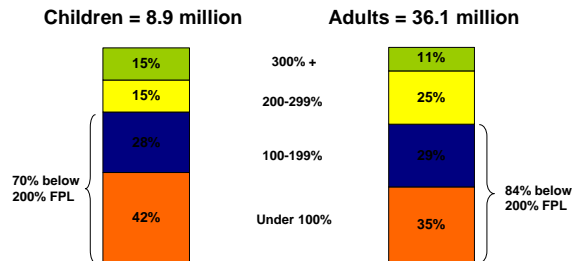
NOTE: Does not include spending on SCHIP
SOURCE: Kaiser Commission on Medicaid and the Uninsured, based on A Catlin et al. "National Health Spending in 2006: A Year of Change for Prescription Drugs." *Health Affairs* 27(1):14-29, January/February 2008. Based on National Health Care Expenditure Data, CMS, Office of the Actuary.

Income and Health Status of Medicaid and the Low-Income Privately Insured, 2002



SOURCE: Coughlin et al. "Assessing Access to Care Under Medicaid: Evidence for the National and Thirteen States." *Health Affairs* 24(4):1073-1083. Based on a 2002 NSAF analysis for Kaiser Commission on Medicaid and the Uninsured.

Income Levels of Uninsured, 2007



Source: Kaiser Commission on Medicaid and the Uninsured/Urban Institute analysis of 2008 ASEC Supplement to the CPS.

Proposals

Obama plan maintains Medicaid and SCHIP, but no details yet.

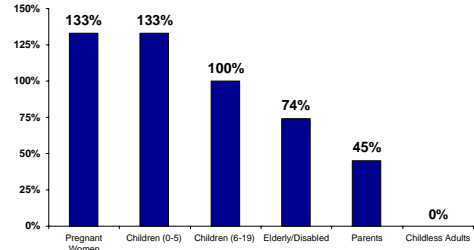


Baucus plan extends Medicaid to all below 100% FPL and requires states to cover children in SCHIP up to 250% of FPL; higher levels required/permitted.

Key Issues

- Achieving national uniformity amidst state variation
- Financing public program expansions/improvements
- Assuring public programs work as they should in the context of universal coverage

Minimum Medicaid Income Eligibility Levels



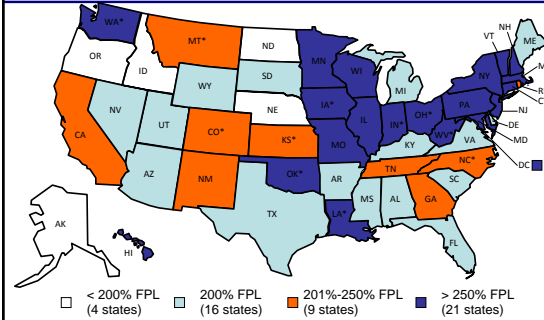
Sources: B. Bruen, et al. "State Usage of Medicaid Coverage Options for Aged, Blind, and Disabled People," Urban Institute (August 1999); and Kaiser Commission on Medicaid and the Uninsured, "Medicaid Eligibility for Families and Children" (September 1998).
Note: The income level for parents represents the median maximum AFDC payment level as of June 16, 1996.

Number of States that Cover Above the Federal Minimums

POPULATION	NUMBER OF STATES
Children	51
Pregnant Women	45
Parents	25
Elderly/Disabled	20

Sources: D. Cohen Ross and C. Marks, "Challenges of Providing Health Coverage for Children and Parents in a Recession," Kaiser Commission on Medicaid and the Uninsured (January 2009); B. Bruen, J. Wiener, and S. Thomas, "Medicaid Eligibility Policy for Aged, Blind, and Disabled Beneficiaries," Urban Institute (November 2003).

Medicaid and SCHIP Eligibility Levels for Children, January 2009



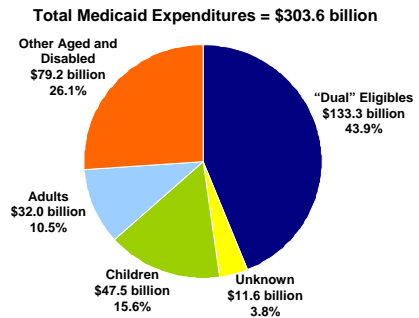
Sources: D. Cohen Ross, A. Horn, & C. Marks, "Health Coverage for Children and Families in Medicaid and SCHIP: State Efforts Face New Hurdles," Kaiser Commission on Medicaid and the Uninsured (January 2008); updated by the Center for Children and Families.
Note: States with asterisks (*) have enacted, but not yet implemented to the levels shown.

Federal-State Partnership (State and Federal Spending on Acute Care, 2009-2014)

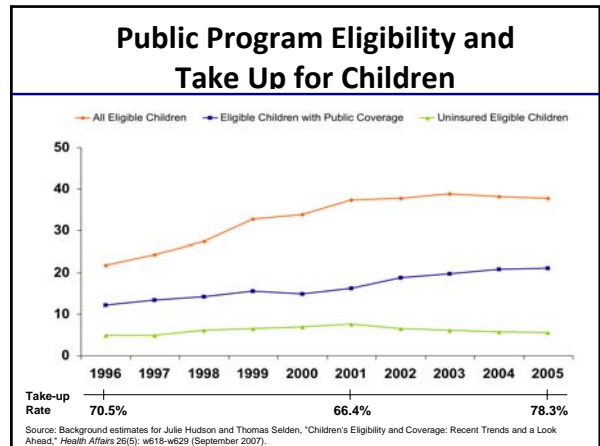
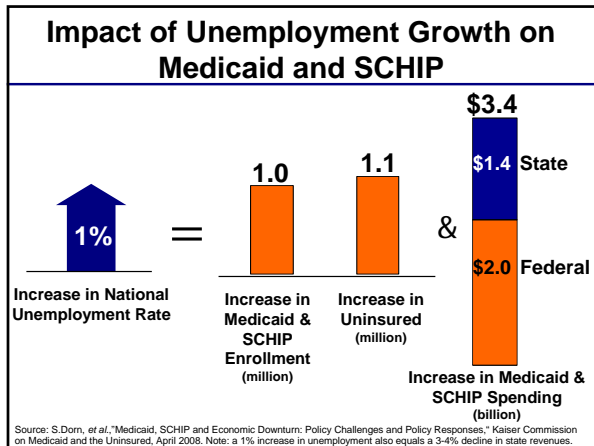
	Medicaid Spending	SCHIP Spending
State Dollars	\$758.1 billion	\$14.0 billion
Federal Dollars	\$1,005.0 billion	\$32.6 billion
TOTAL	\$1,763.1 billion	\$46.6 billion

Sources: Center for Children and Families analysis based on Congressional Budget Office, "March 2008 Baseline: Medicaid" (March 11, 2008); and Congressional Budget Office, "Cost Estimate of H.R. 2 Children's Health Insurance Program Reauthorization Act of 2009" (January 13, 2009). Note: SCHIP spending includes administrative costs.

4 Out of 10 Medicaid Dollars are Spent on Medicare Beneficiaries



Source: Urban Institute estimates based on data from the Medicaid Statistical Information System (MSIS) and Medicaid Financial Management Reports (CMS Form 64) prepared for the Kaiser Commission on Medicaid and the Uninsured, 2008.



- ### (Some) Other Issues
- Benefits
 - Access/payment rates
 - Integration among components
 - Quality standards/improvements
 - HIT