




AHRQ
Agency for Healthcare Research and Quality
Advancing Excellence in Health Care www.ahrq.gov

State Snapshots: State-based Information from the National Healthcare Quality Report

State Healthcare Quality Improvement Workshop
January 17, 2008

Jeffrey Brady, MD, MPH
Center for Quality Improvement and Patient Safety (CQIPS)




Outline

- AHRQ Mission and the
 - National Healthcare Quality Report (NHQR)
 - National Healthcare Disparities Report (NHDR)
- NHQR/NHDR – Background

↓
- Translating Data Into Change
- A State-led Model for Action


↓
- State Snapshots 2006

2



AHRQ Mission and Niche

- Mission: Improve the efficiency, effectiveness, quality, safety, and equity of *health care*
- Niche:
 - Developing knowledge through research
 - Disseminating the evidence
 - Measuring quality
 - Facilitating change



3




Origin of the NHQR / NHDR

Mandated by Congress in Healthcare Research and Quality Act (PL. 106-129)


- “Beginning in fiscal year 2003, the Secretary, acting through the Director, shall submit to Congress an annual report on national trends in the quality of health care provided to the American people.”
- To track “prevailing disparities in health care delivery as it relates to racial factors and socioeconomic factors in priority populations.”




4



2006 National Healthcare Quality and Disparities Reports




2006
National Healthcare
Quality
Report




2006
National Healthcare
Disparities
Report

Released
Jan 11, 2007



5



Why Are These Reports Useful?

- A national overview of healthcare quality
 - 42 core (211 total) measures of quality in NHQR
 - Reveal “biggest gaps”
- A map with information about healthcare quality in key areas
- A compass on where we are headed
 - Trends (National and State) from 1994 forward
- A beacon for measure alignment across public and private quality initiatives

6

A State-led Framework for Quality Improvement: Why?

- States *can* play a strategic role -- designing, leading, and assessing
- Existing models focus on *providers*
- A state-focused model lays out:
 - A leadership role
 - Steps
 for State action

13

The State-led Framework

Leadership → Partnership → Improvement

- Provide leadership to create a vision
- Work in partnership with key stakeholders
- Implement improvement by leading partners to create interventions and assess impact

14

NHQR/DR Derivative Products for State-led Quality Improvement

- State Snapshots from the:
 - 2004 NHQR – print-format on Web for each State
 - 2005 NHQR – interactive-format on Web for each State
 - 2006 NHQR/NHDR – refinements (e.g., full content PDF)
- Diabetes Care Quality Improvement: Guide & Workbook
- Asthma Care Quality Improvement: Guide & Workbook
- Asthma Care Return on Investment Calculator
 - Ask Jeff Brady (AHRQ) or Ginger Carls (TH)

15

The State Snapshots

- Online State-by-State data from the NHQR and NHDR:
 - Composite measures
 - Individual measures
 - Focus on managing diabetes

16

Sample Questions for the State Snapshots

- What is Arizona's healthcare quality overall?
- How does this compare to other states?
 - Nationwide?
 - Regionally?
- In which areas is Arizona's healthcare performance the Best? Worst?
- What percentage of Arizonans receive recommended colorectal cancer screening?
- What percentage of diabetic patients in Arizona receive recommended monitoring (HbA1c)?
- What disparities exist in HbA1c testing according to:
 - income?
 - race/ethnicity?

17

Sample Questions for the State Snapshots

- What is Arizona's healthcare quality overall?
- How does this compare to other states
 - nationwide?
 - regionally?
- In which areas is Arizona's healthcare performance the best? worst?
- What percentage of Arizonans receive recommended colorectal cancer screening?
- What percentage of diabetic patients in Arizona receive recommended monitoring (HbA1c)?
- What disparities exist in HbA1c testing according to:
 - income?
 - race/ethnicity?

Overall Health Care Quality

Strongest and Weakest Measures

All Measures Table / Care by Clinical Area - Cancer

Focus on Diabetes - Quality / Disparities¹⁸

State Snapshots: Composite Measures

- Summary measures – a State's performance compared to their region and the nation for:
 - All Available Measures
 - Types of Care
 - Preventive
 - Acute
 - Chronic
 - Settings of Care
 - Hospital
 - Ambulatory
 - Nursing Home
 - Home Health

Performance Meter:
All Measures

19

Composite Measures: State compared to Region or Nation

20

State Snapshots: Individual Measures

- Five Strongest and Weakest Measures for a State compared to all States reporting
- State Rankings for 15 Measures
 - Ordinal rank on individual measures of each State's performance out of 51 (States + DC)
- Table of all measures for a State and all measures for all States

21

State Snapshots: 5 Strongest & Weakest Measures

22

State Snapshots: Individual Measures

23

State Snapshots: Focus on Diabetes

- Process of care measures
- Outcome of care measures
- Disparities (by income & race/ethnicity)
- Saving costs (for State government employees)

Performance Meter:
All Measures

24

Snapshot Focus on Diabetes: Disparities

25

Snapshots Focus on Diabetes: Lives & \$s – State Govt Employees

26

Snapshots Focus on Diabetes: Excess \$s – State Govt Employees

27

AHRQ State Snapshots & Commonwealth Fund State Scorecard

<h3>AHRQ State Snapshots</h3> <ul style="list-style-type: none"> - State Summary - Strongest and Weakest Measures - Types of Care <ul style="list-style-type: none"> ■ Preventive ■ Acute ■ Chronic - Settings of Care <ul style="list-style-type: none"> ■ Hospital ■ Ambulatory ■ Nursing Home ■ Home Health - Care by Clinical Area <ul style="list-style-type: none"> ■ Cancer ■ Diabetes ■ Heart Disease ■ Maternal and Child Health ■ Respiratory Diseases - Focus on Diabetes 	<h3>CF State Scorecard</h3> <ul style="list-style-type: none"> - Overall - Access - Quality <ul style="list-style-type: none"> ■ Preventive Care (age 50+) - Avoidable Hospital Use & Costs - Equity - Healthy Lives
---	--

28

AHRQ State Snapshots & Commonwealth Fund State Scorecard

	AHRQ State Snapshots	Commonwealth Fund State Scorecard
Content	129 measures	32 measures
Trends	Performance Meter Most Recent + Baseline	Point in Time
Comparisons:		
National	✓	✓
Regional	✓	
State Ranking	-Top 5 States for 13 composites -All States for 15 individual measures	-All States for 6 composites -All States for 32 individual measures

29

State Snapshots

<http://statesnapshots.ahrq.gov>

30



NHQR/NHDR Resources

- <http://www.ahrq.gov/qual/measurix.htm>
- Request Reports: 1-800-358-9295
ahrqpubs@ahrq.gov
- Jeff Brady, Jeff.Brady@ahrq.hhs.gov
Acting Director, National Healthcare Reports
Lead Staff, NHQR
- Karen Ho, Karen.Ho@ahrq.hhs.gov
Lead Staff, NHDR
- Ernest Moy, Ernest.Moy@ahrq.hhs.gov
NHQR/NHDR Team

31